



# AUSTRALIAN FOREIGN EXCHANGE COMMITTEE

afxc-secretariat@rba.gov.au  
GPO Box 3947  
Sydney, NSW 2001

+61 2 9551 9720

## SEMI-ANNUAL REPORT ON FOREIGN EXCHANGE TURNOVER

### April 2023

The Semi-annual Report on Foreign Exchange Turnover compiles data from 23 financial institutions that are active in the Australian foreign exchange market and is drawn from the Reserve Bank of Australia's semi-annual turnover survey. The results for April 2023 are presented in the summary tables and charts below.<sup>1</sup>

The main findings of the report are:

- Total average daily turnover in all OTC foreign exchange instruments in the Australian market was US\$152.3 billion in April 2023.
- Average daily turnover in traditional OTC foreign exchange instruments (spot, outright forwards and foreign exchange swaps) in the Australian market was US\$148.3 billion in April 2023.
- Average daily turnover in OTC options and cross-currency interest rate swaps (currency swaps) in the Australian market was US\$4.0 billion in April 2023.

Tables 1 to 5 report summaries of foreign exchange turnover in the Australian market by instrument, counterparty, currency and maturity for April 2023, with some comparisons to October 2022. Tables 6a to 6c provide the full set of data for April 2023. Table 7 reports the settlement of turnover in the Australian foreign exchange market for April 2023.

For the purposes of this report, turnover is defined as the gross value of all new deals entered into during the month (regardless of whether or not settlement was made during the period) and is reported in terms of the nominal or notional amount of the contracts. Figures reflect all deals struck in Australia, irrespective of where deals are booked (i.e. data are collected on a sales desk basis). As such, survey results are directly comparable to the Bank for International Settlements (BIS) Triennial survey. All amounts in this report are converted to US dollars using the average AUD/USD exchange rate for the month in which data are collected.

---

<sup>1</sup> Data for selected series can be accessed in Tables F9 and F10 at: [www.rba.gov.au/statistics/tables/](http://www.rba.gov.au/statistics/tables/). Data included in this semi-annual report are correct as at 31 July 2023. As the data in the Statistical Tables F9 and F10 are subject to ongoing revision, discrepancies may exist between the data contained in the semi-annual reports and in Statistical Tables F9 and F10. Due to changes in the methodology used for compiling spot turnover data by one or more reporting institutions in April 2021, data prior to this point are not directly comparable.

The next semi-annual report will be released in February 2024, presenting data for October 2023.

Similar semi-annual foreign exchange turnover surveys are conducted for a number of foreign exchange markets.<sup>2</sup> The results of these surveys can be found at:

Canada [www.cfec.ca/fx\\_volume.html](http://www.cfec.ca/fx_volume.html)  
Hong Kong [www.tma.org.hk](http://www.tma.org.hk)  
Japan [www.fxcomtky.com/index\\_e.html](http://www.fxcomtky.com/index_e.html)  
Singapore [www.sfemc.org/](http://www.sfemc.org/)  
UK [www.bankofengland.co.uk/markets/london-foreign-exchange-joint-standing-committee](http://www.bankofengland.co.uk/markets/london-foreign-exchange-joint-standing-committee)  
US [www.newyorkfed.org/FXC/](http://www.newyorkfed.org/FXC/)

For queries regarding the RBA foreign exchange turnover survey, please contact:

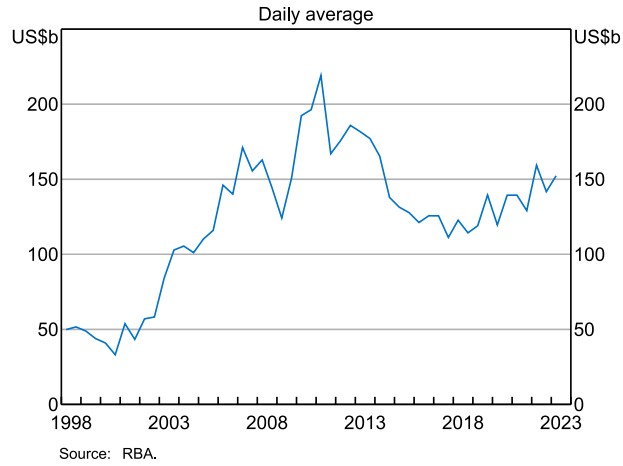
AFXC Secretariat  
GPO Box 3947  
SYDNEY NSW 2001

Phone: +61 2 9551 9720  
E-mail: [afx-secretariat@rba.gov.au](mailto:afx-secretariat@rba.gov.au)

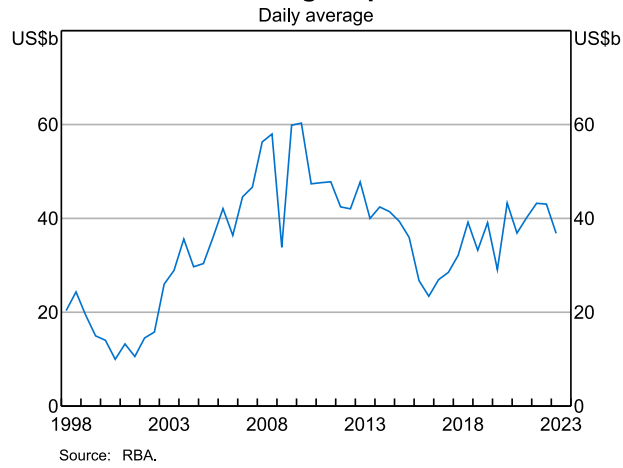
---

<sup>2</sup> FX turnover for some markets is measured based on the trading desk or price-setting dealer location rather than the sales desk location.

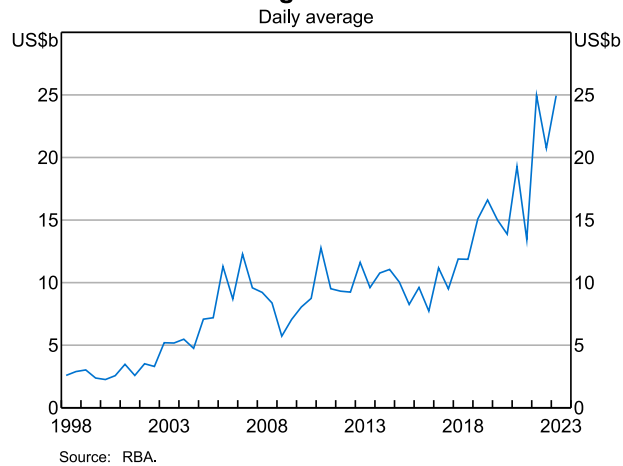
**Graph 1**  
**Total Australian FX Turnover**



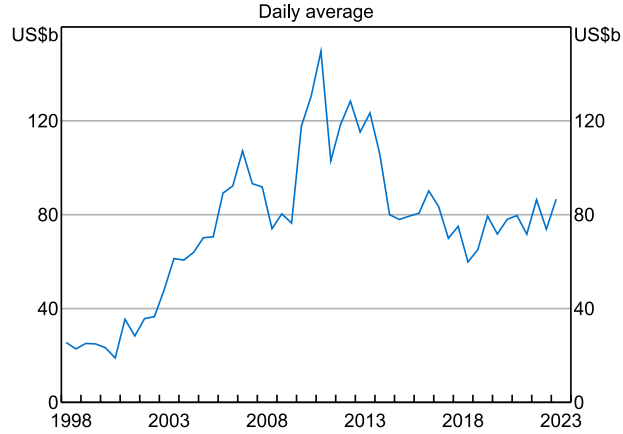
**Graph 2**  
**Australian Outright Spot Turnover**



**Graph 3**  
**Australian Outright Forward Turnover**

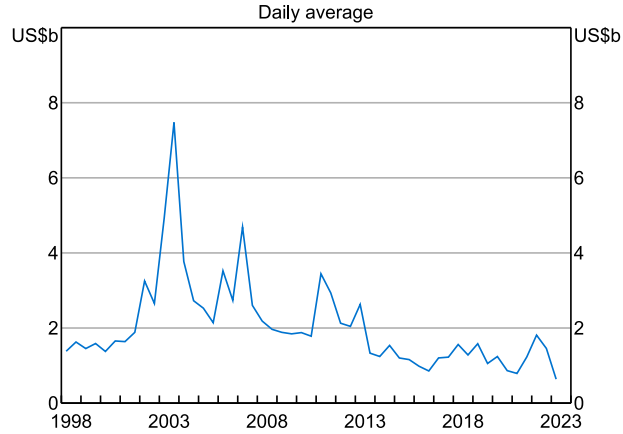


**Graph 4**  
**Australian FX Swap Turnover**



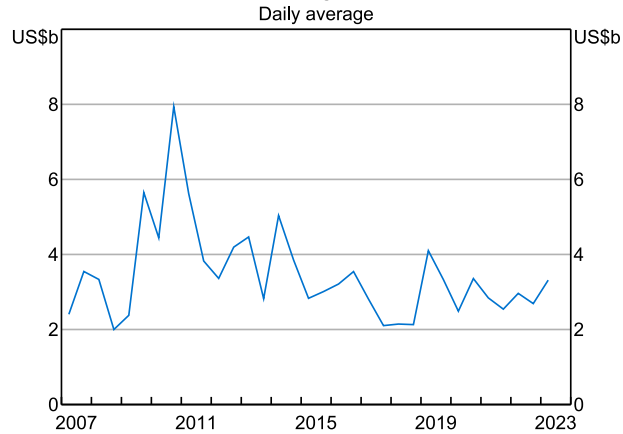
Source: RBA.

**Graph 5**  
**Australian OTC Option Turnover**



Source: RBA.

**Graph 6**  
**Australian Currency Swap Turnover\***



\* Data on currency swaps are available from April 2007.

Source: RBA.